FOR ANY TOUCH PANEL OR OTHER ACCESSORIES ASSEMBLED WITH FRAME GLUE, A PERMANENT AND RELIABLE MECHANICAL STRUCTURE NEEDS TO BE DESIGNED ON CUSTOMER'S WHOLE MACHINE TO HOLD THEM IN PLACE TO AVOID LOOSE.

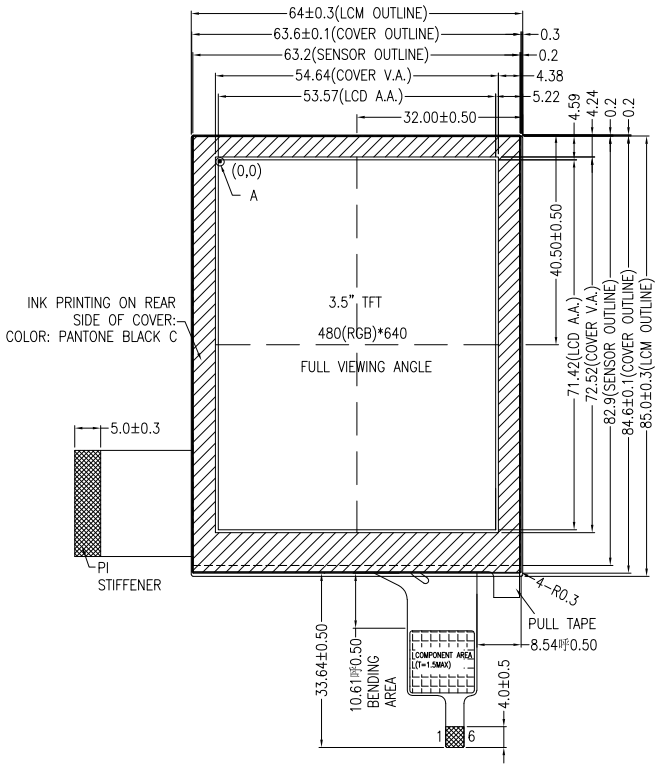

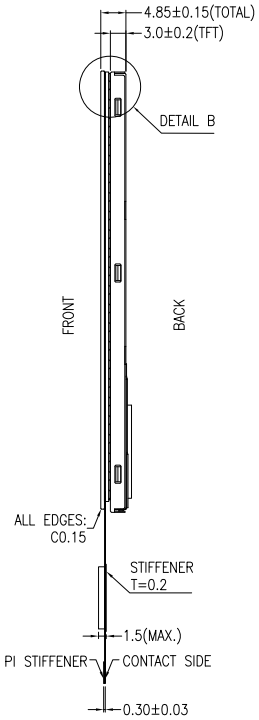

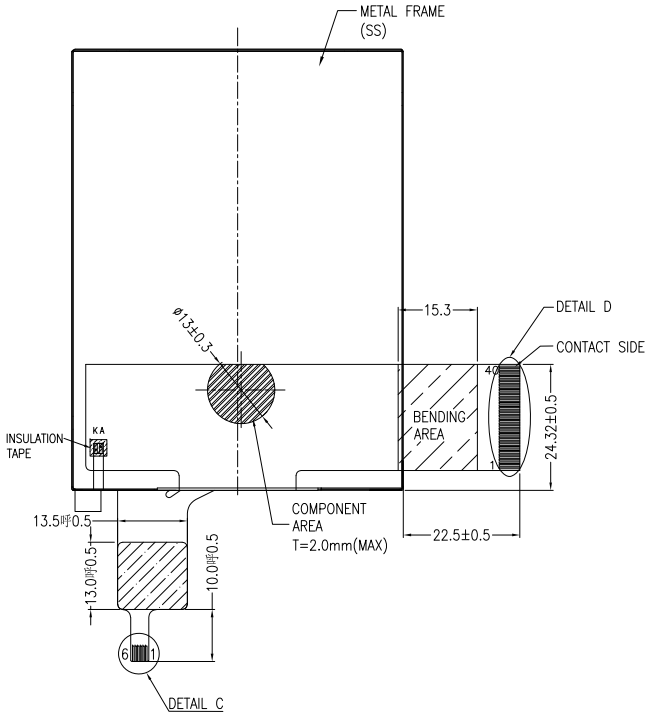

PIN ASSIGNMENT FOR CTP		PIN ASSIGNMENT FOR LCM	
PIN	SYMBOL	PIN	SYMBOL
1	RST	1	DE
2	SDA	2	GND
3	SCL	3	GND
4	INT	4	GND
5	VCC	5	NC
6	GND	6	R0
		7	R1
		8	R2
		9	R3
		10	R4
		11	R5
		12	G0
		13	G1
		14	G2
		15	G3
		16	G4
		17	G5
		18	B0
		19	B1
		20	B2
		21	B3
		22	B4
		23	B5
		24	SCL
		25	SDA
		26	/CS
		27	DOTCLK
		28	/RESET
		29	HSYNC
		30	VSYNC
		31	VCC
		32	VCC
		33	GND
		34	LED_A
		35	LED_K
		36	GND
		37	NC
		38	NC
		39	NC
		40	NC

NOTES FOR TFT:

1. DISPLAY TYPE: TFT, TRANSFLECTIVE, NORMALLY BLACK
2. OPERATING VOLTAGE: VCC=2.8V, IOVCC=1.8V
3. VIEWING DIRECTION: FULL VIEWING ANGLE
4. DRIVER IC: HX8363-A
5. BACKLIGHT TYPE: WHITE LED, If=20mA, Vf=18V ~ 20.4V
6. TOP POLARIZER SURFACE TREATMENT: ANTI-GLARE

NOTES FOR CTP:

1. 3.5 INCH PROJECTIVE CAPACITIVE TOUCH PANEL
2. COVER GLASS+ SENSOR GLASS + FPCA
3. OPERATING VOLTAGE: VCC=2.8V~3.3V
4. RESOLUTION: 480 X 640 DOTS
5. DRIVER IC: GT911
6. INTERFACE: IIC
7. MULTI-FINGER: UP TO 5
8. HARDNESS OF COVER SURFACE: ≥6H(750g)

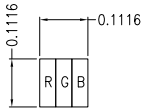

DETAIL A
(SCALE 80:1)

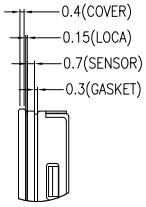

DETAIL B
(SCALE 2:1)

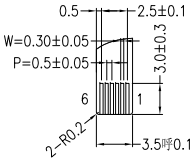

DETAIL C
(SCALE 2:1)

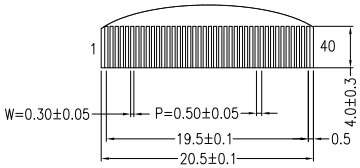

DETAIL D
(SCALE 2:1)

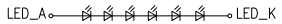

BACKLIGHT CIRCUIT DIAGRAM

NOTES FOR OTHERS:

1. OPERATING TEMP: -20°C ~ 70°C
2. STORAGE TEMP: -30°C ~ 80°C
3. SURFACE LUMINANCE: 128 CD/M^2 (TYP.)
4. ONLY THE SINGLE LAYER AREA ON FPC IS BENDABLE AND THE MINIMUM BEND RADIUS IS 1.5MM
5. UNMARKED TOLERANCE: ±0.2MM
6. ROHS COMPLIANT

VER.	REVISED DESCRIPTION	REVISER	DATE
02	CHANGE THE CTP RESOLUTION	TUFFY	2025.10.31
01	FIRST ISSUE	TUFFY	2025.10.28

MULTI-INNO TECHNOLOGY CO.,LTD.

DRAWN BY:	TUFFY		MODULE P/N:
CHECKED BY:		SCALE : 1/1	MI0350AWT-1CP-A
APPROVED BY:		UNIT: MM	DESCRIPTION:
VERSION NO:	02	SHEET NO.: 1/1	TFT + CTP MODULE